

PEOPLE AND HOUSEHOLDS

Size of city



Population density in 2011

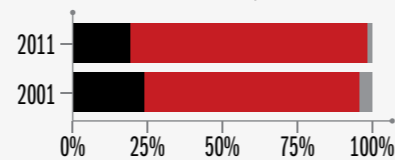


Mangaung has a similar geographical size to Tshwane but the smallest population of all nine cities, resulting in a much lower population density.

Growth

	Population	No. households	Average number of people per household
2011	747 431	231 921	3.22
2001	645 440	185 013	3.49
1996	603 528	153 203	3.94

Dwelling types



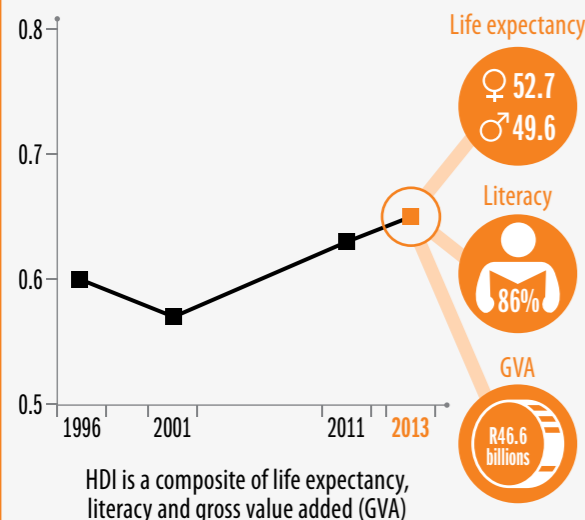
- Informal
- Formal
- Traditional

Go to StepSA.org to see maps on how population density changes across the city.

SOCIAL FABRIC

Mangaung has the lowest life expectancy of all the cities, which may be a reflection of its large rural areas.

Human development index (HDI)

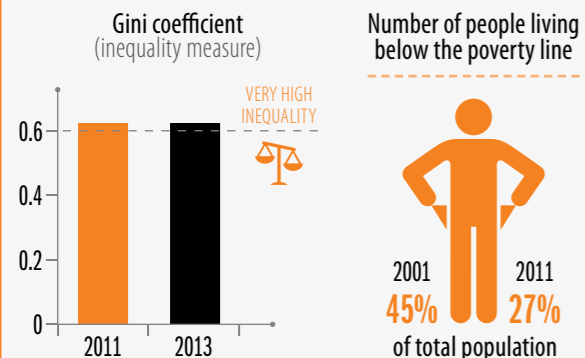


Highest education level 2011



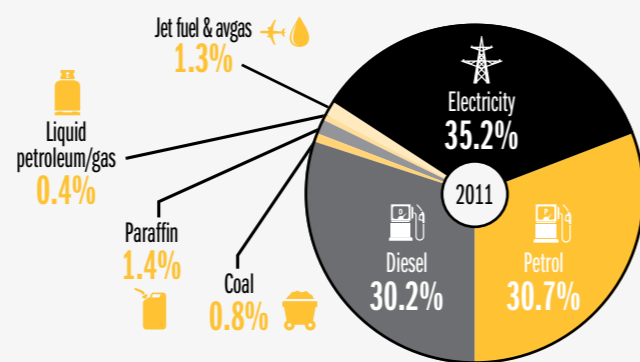
Urban safety is important for a city's social fabric; go to SCODA to access urban safety data for Mangaung.

Levels of poverty

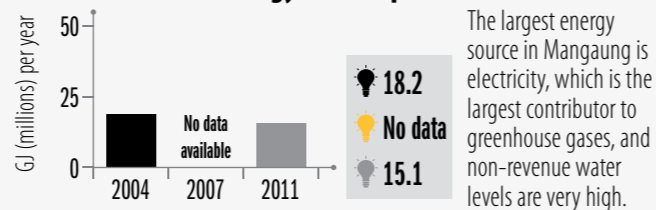


SUSTAINABILITY

Sources of fuel 2011



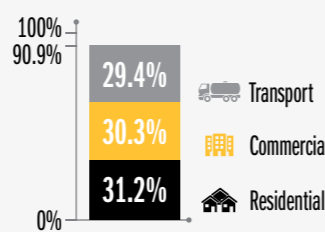
Energy consumption



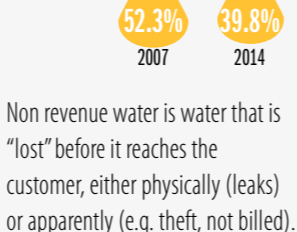
Change in energy intensity 2007–2011

As no data was available for 2007, the change in energy intensity between 2007 and 2011 is not included.

Emissions: top three sectors in 2015

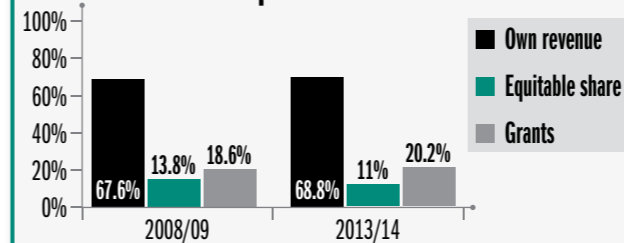


Non revenue water

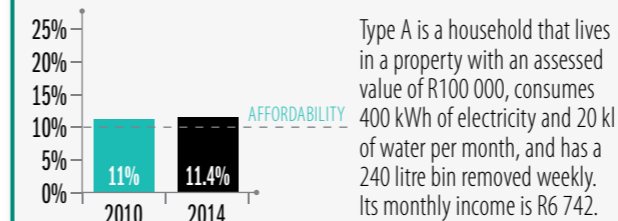


CITY FINANCE

Municipal revenue sources

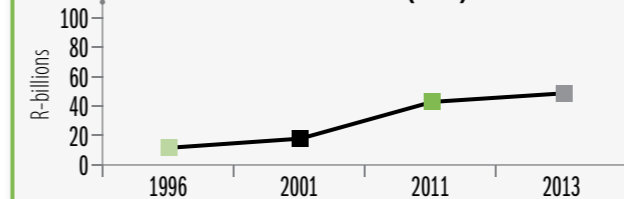


Affordability of municipal bills for type A households (municipal bill as % of benchmark income)



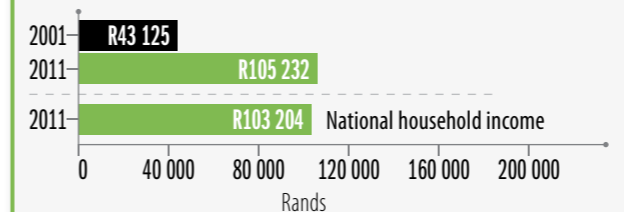
ECONOMY

Gross value added (GVA)



Average household income

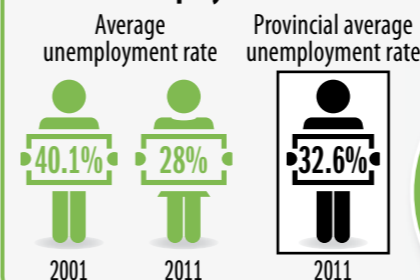
Household income has more than doubled between 2001 and 2011, but the cost of living in the city remain high.



Cost of living (based on a bundle of goods)

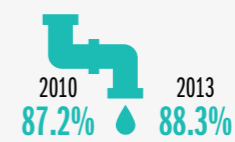


Unemployment rate



Between 2001 and 2011, economic growth in Mangaung (and Nelson Mandela Bay) was the slowest of all the cities.

SERVICE DELIVERY



of households have access to piped water inside dwelling/yard



of households have access to sanitation services*
 * includes access to flush toilets, VIPs and pit toilets



of households have refuse removed by municipality (weekly or less frequently)

Mangaung has made progress with providing access to basic services, in particular access to sanitation services.

INFRASTRUCTURE

ICT infrastructure 2011

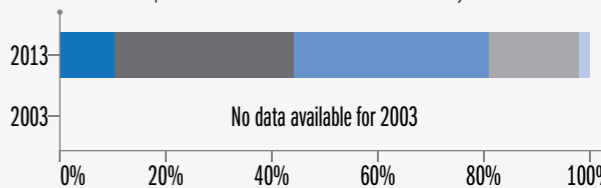


Repairs and maintenance



Mode of transport to work

In Mangaung, 7 out of 10 people use a taxi or a private vehicle to move around the city.



CITIZEN ENGAGEMENT

Voter registration/turnout

